



IMPORTANCE OF PIPERIDONE MOIETY IN PHARMACEUTICAL CHEMISTRY: A REVIEW

Sourav De*¹, Subhasis Banerjee², M. Niranjan Babu¹, C. Navaya Keerithi¹

¹ Seven Hills College of Pharmacy, Venkatramapuram, Tirupati-517561

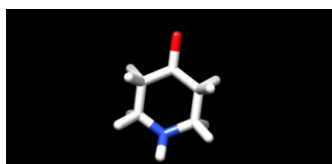
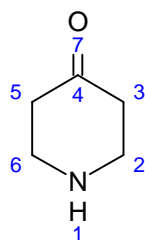
² Gupta College of Technological Sciences, Assansol, WB

Piperidone heterocycle have gained a considerable attention in the field of drug discovery. The wide range of its therapeutic application paved the way to the researchers to insert the nucleus every now and then in diversified pharmacophore, so as to generate novel therapeutic profile. In this review, we have tried to present various therapeutic applications, which have already been demystified by the researchers. The study may prompt the researcher to generate scaffolds of highest therapeutic efficacy considering the importance of 4- Piperidone nucleus.

Keywords: Piperidone, Analgesic activity, Antidepressant activity, Antifungal activity and Antibacterial activity

INTRODUCTION

4-piperidone is a monocyclic compound with the molecular formula C₅H₉NO. This heterocyclic amine consists of six member ring containing five methylene units and one nitrogen atom in adjacent position, at no 4th position carbonyl group present and to the unsubstituted parent compound.



Properties

Molecular formula: C₅H₉NO

Molar Mass: 99.13106 g/mol

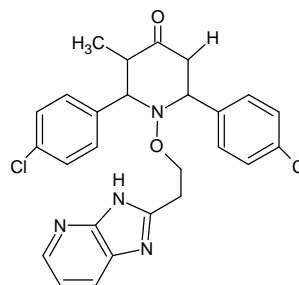
Many substituted piperidone derivatives are acknowledged to possess a wide range of bioactivities as antiviral, antitumor, anti inflammatory, central nervous system depressant, local anaesthetic, anticancer, antidiabetic and antimicrobials. In the foregoing section, we preferentially wanted to shape our study in a manner of target oriented development of piperidones

PIPERIDINE MOIETY AS ANTI MICROBIAL AGENTS:

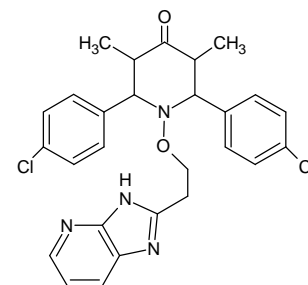
Aridoss⁸ *et al* designed, synthesized and evaluated a series of imidazo (4, 5- b) pyridinyl ethoxy piperidones derivatives, which showed good inhibitory activity against bacterial as well as fungal strains.

Among the two derivatives **1b** exerted strong *in vitro* antibacterial activity against *Bacillus subtilis* and

Staphylococcus aureus whereas, compounds **1a** and **1b** displayed promising antifungal activity against *Aspergillus flavus*.

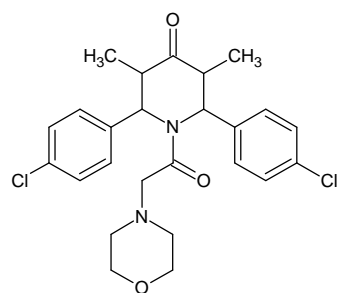


1a

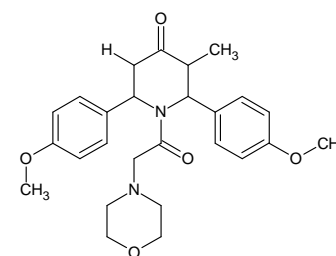


1b

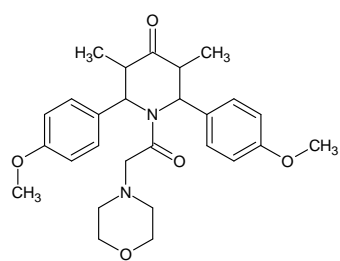
Aridoss⁸ *et al* synthesized an array of novel N-morpholinoacetyl-2, 6-diarylpiperidin-4-ones (**2**) and evaluated there *in vitro* antibacterial and antifungal activity.



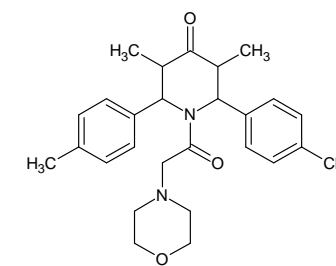
2a



2b



2c



2d

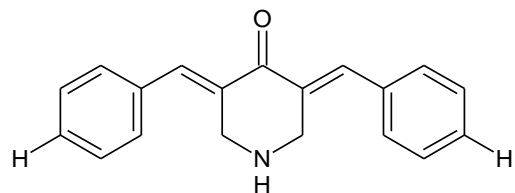
Among the four derivatives the compounds **c** and **d** exerted excellent antibacterial activity against all the bacterial strains

For Correspondence

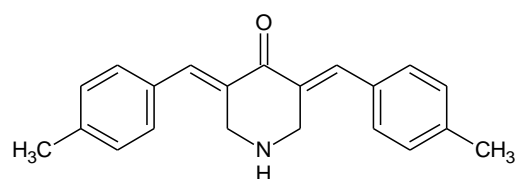
mpharmsourav@rediffmail.com

used except **d** against *S. aureus*. against *C. Albicans* and *A. flavus*, compound **a** recorded excellent antifungal activities, compound **b** showed potent activities.

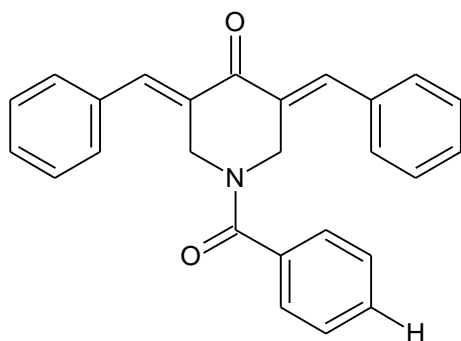
Das⁹ *et al* designed, synthesized & evaluated the cytotoxic properties of some 1-[4-(2-alkylaminoethoxy)phenylcarbonyl]-3,5-bis(arylidene)-4-piperidones(3,4,5) and related compounds



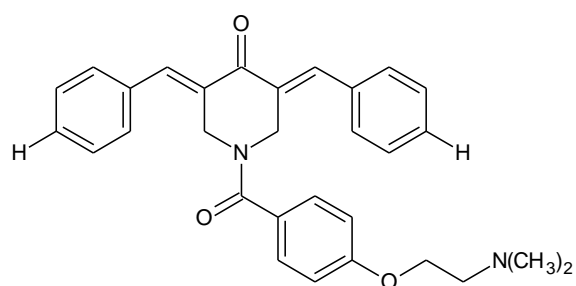
3a



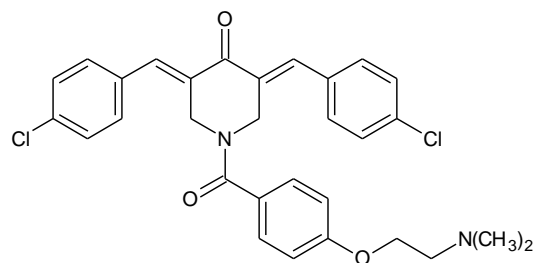
3b



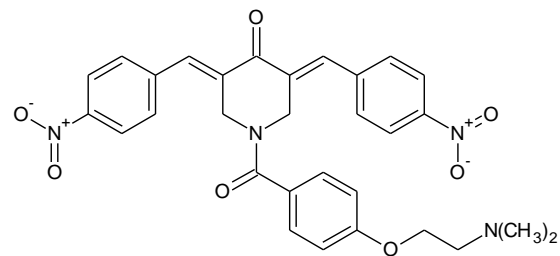
4



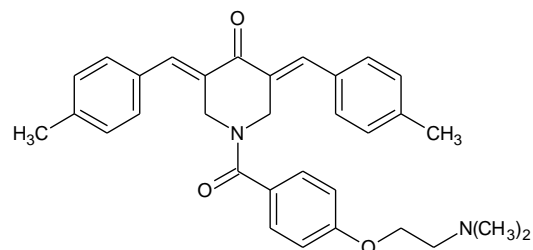
5a



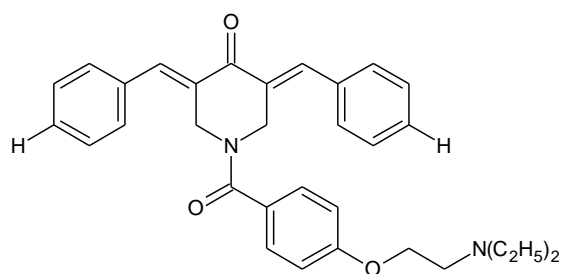
5b



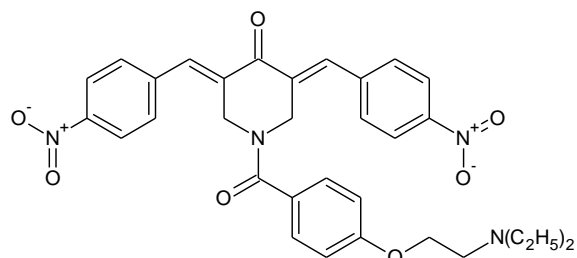
5c



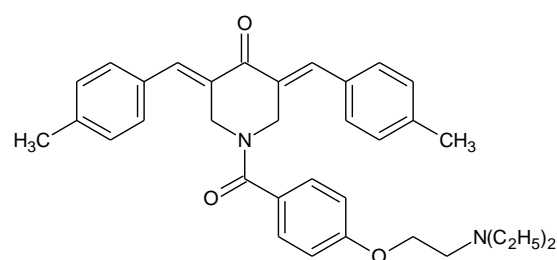
5d



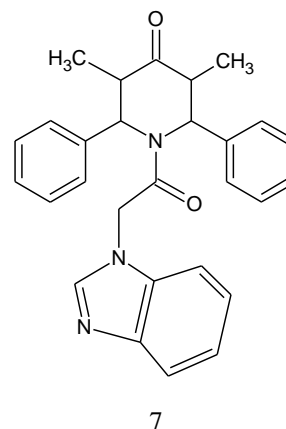
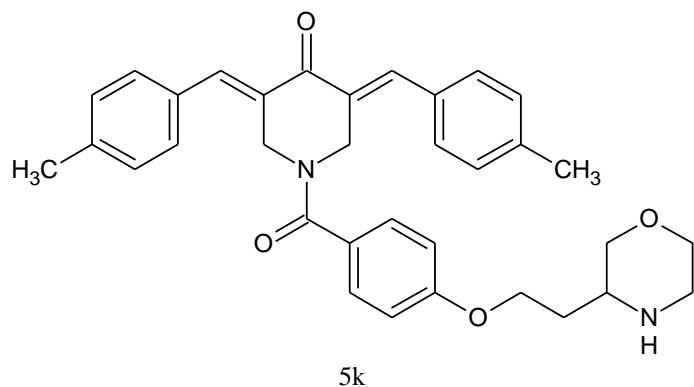
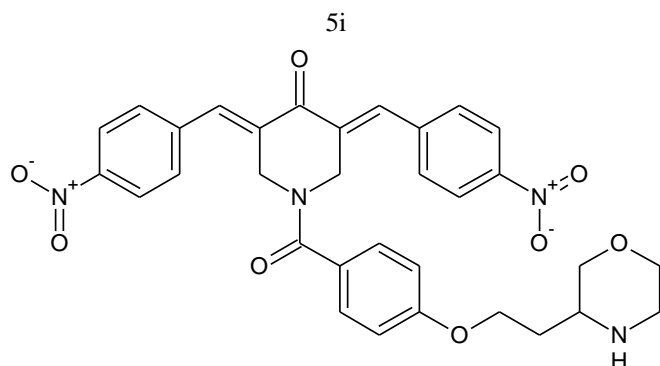
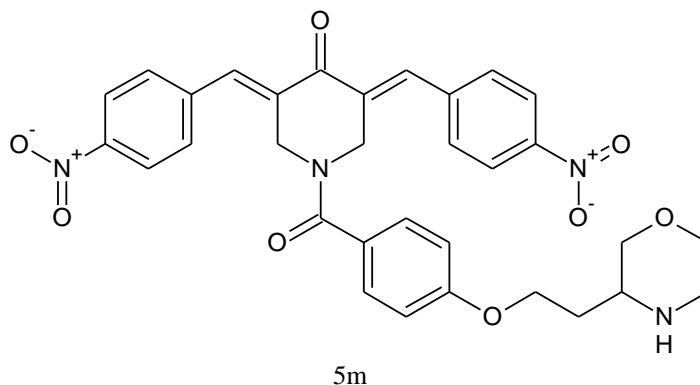
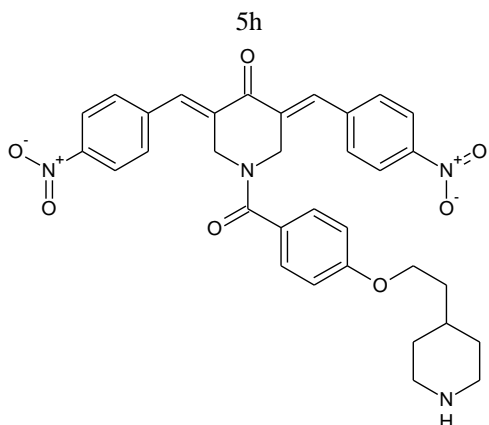
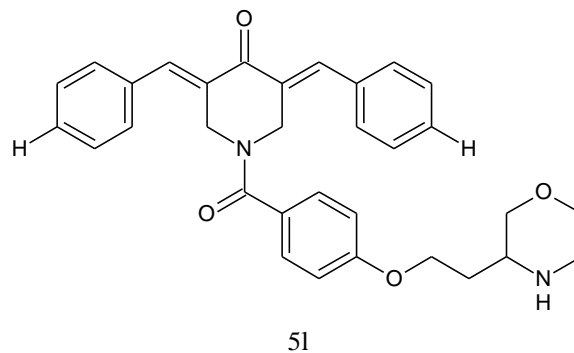
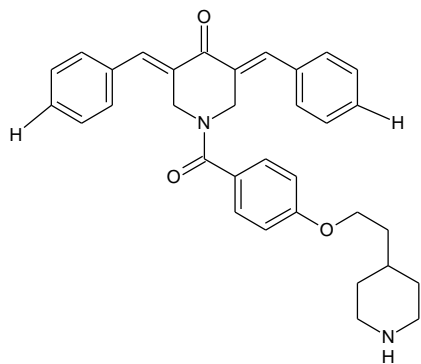
5e



5f



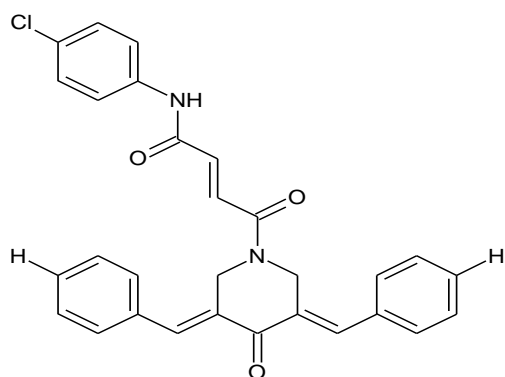
5g



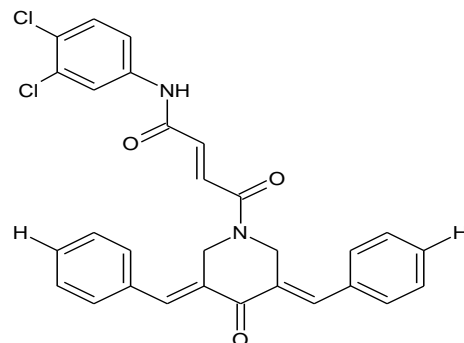
Compounds **3a, b; 4a; 5a-m** were more potent than melphalan. A comparison of the potencies between the compounds in series **3** and the related nonquaternary analogues of series **4** and **5** revealed that in approximately half of the comparisons made, compounds of **4** and **5** series had increased potencies.

Jha¹⁹ *et al* synthesized a series of E, E-3, 5-bis (arylidene)-1-(4-arylamino-4-oxo-2-butenoyl)-4-piperidones (**6**) in order to explore the structural features of the N-acyl group which affects the cytotoxic potency.

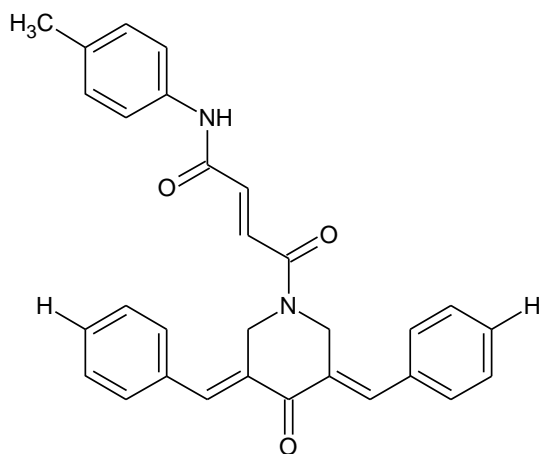
The raise in clinical significance of multidrug-resistant bacterial pathogens has directed, Aridoss¹⁶ *et al* to synthesize 2, 6-diarylpiperidin-4-one and tetrahydropyridin-4-ol based benzimidazole and O-arylsulfonyl derivatives (**7, 8**).



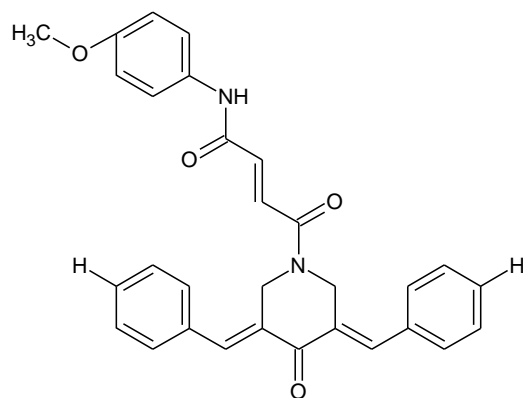
6a



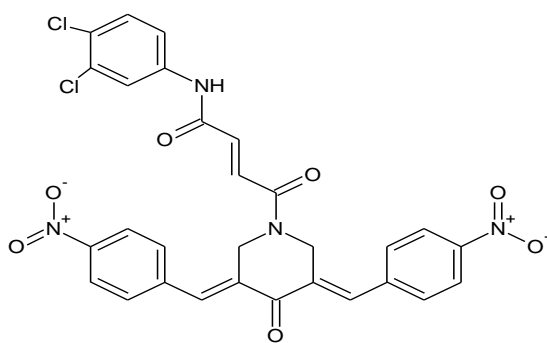
6b



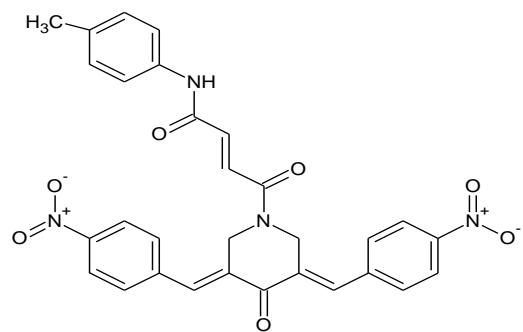
6c



6d



6e



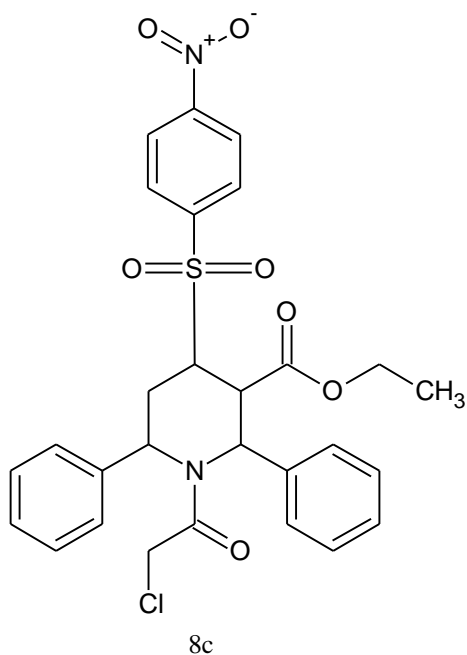
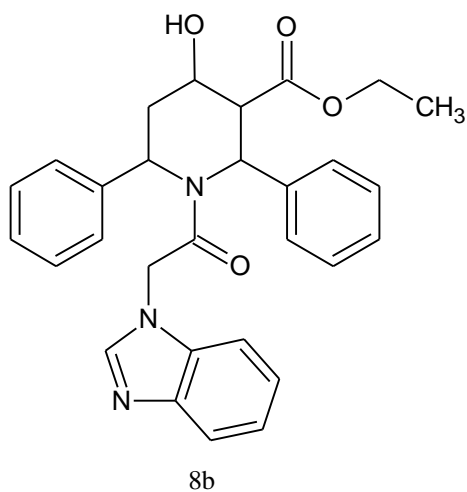
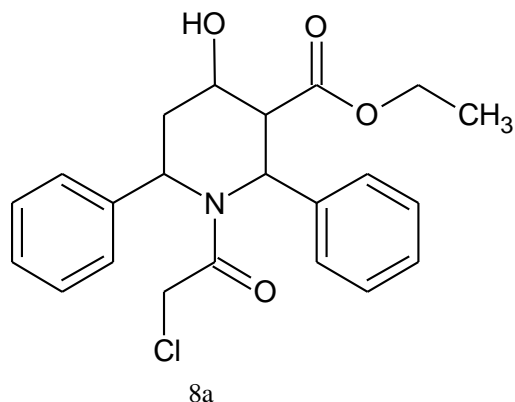
6f

Antibacterial activities have been evaluated against a wide range of bacterial pathogens (both sensitive and multidrug-resistant) revealed that **7a**, **8c** against *Staphylococcus aureus*, **8c** against *Enterococcus faecalis*, and **7a**, **7b**, **8a**, and **8c** against *Enterococcus faecium* are significantly good at lowest MIC (16 µg/ml). Inhibitory power noticed by **8a** against Vancomycin–Linezolid-resistant *E. faecalis* and **8c** against Vancomycin-resistant *E. faecium* are onefold better than the standard Linezolid and Trovafloxacin drugs, respectively. Moreover, antitubercular activity for the selected compounds against

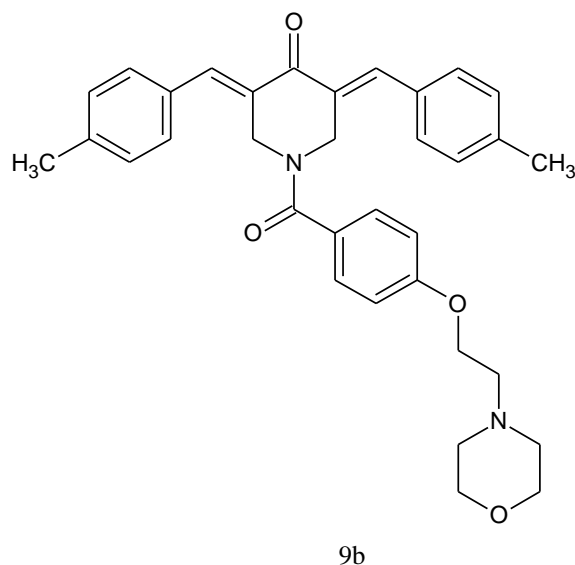
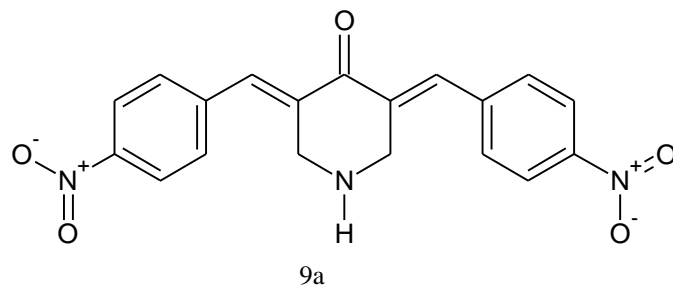
Mycobacterium tuberculosis H37Rv revealed that compounds **8a**, **b**, **c** expressed one fold improved potency compared to the standard Rifampicin drug.

Inhibitory power noticed by **8a** against Vancomycin–Linezolid-resistant *E. faecalis* and **8c** against Vancomycin-resistant *E. faecium* are onefold better than the standard Linezolid and Trovafloxacin drugs, respectively. Moreover, antitubercular activity for the selected compounds against *Mycobacterium tuberculosis* H37Rv revealed that compounds **8a**, **b**, **c**

expressed onefold improved potency compared to the standard Rifampicin drug.

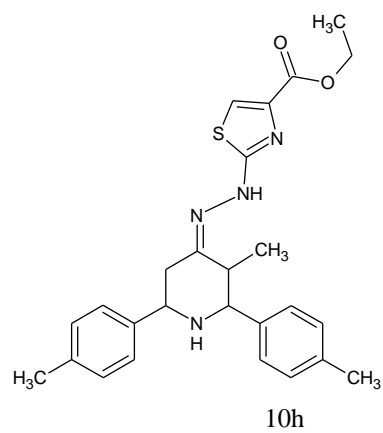
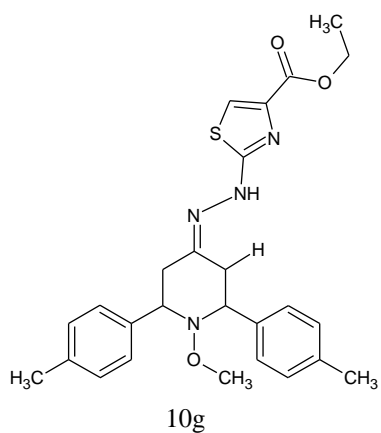
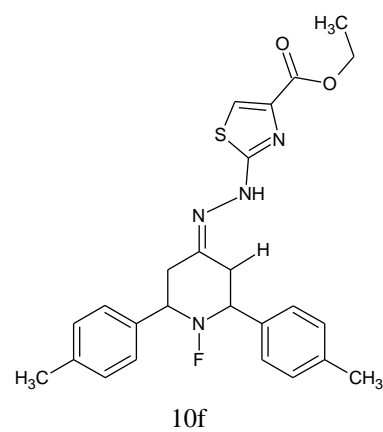
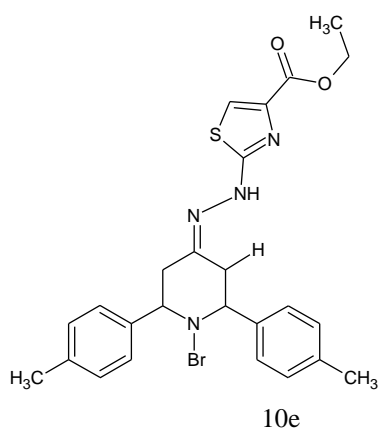
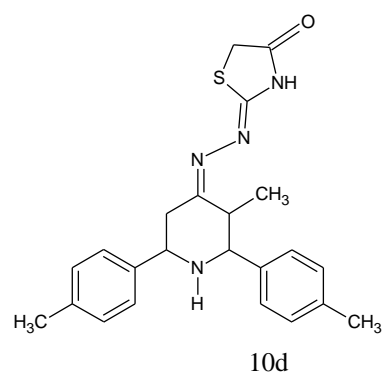
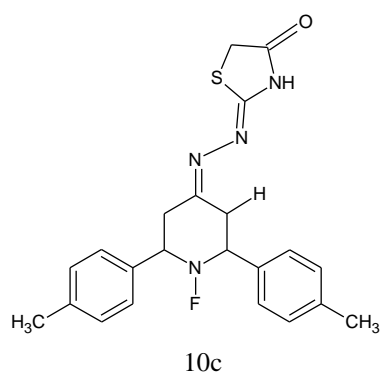
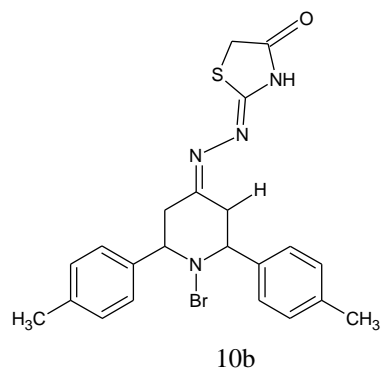
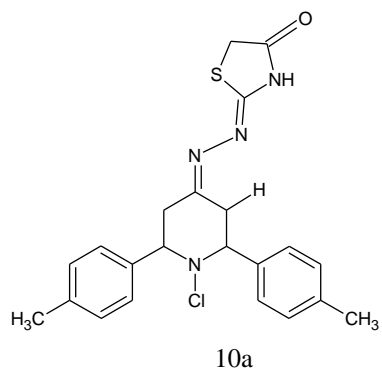


Das¹⁸ *et al* synthesized a number of 3, 5-bis (benzylidene)-4-piperidones and some N-4-(2-aminoethoxy) phenylcarbonyl analogs (**9**) which display excellent *in vitro* antimycobacterial properties. In particular, **9a** and **9b** are potent antimycobacterials which are well tolerated in mice and are identified as important lead molecules. The nature of both the benzylidene aryl rings and the terminal basic groups which affect the antimycobacterial potencies and the absence of neurotoxic side effects were identified.



Aridoss¹⁷ *et al* have a stereo specifically synthesized a series of thiazolidiones and thiazoles based on 3-alkyl-2, 6-diarylpiperidin-4-ones.

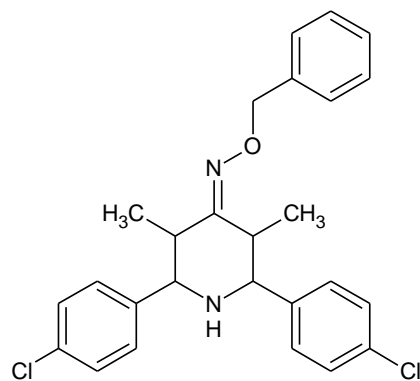
Compounds **10a**, **b**, **d**, **f**, **g** and **h** exhibited twofold enhanced potency than Rifampicin, a antimycobacterial as well as, compounds **10c** and **10e** have exceptionally promising antimicrobial activities and particularly, **10c** against *Staphylococcus aureus* and, **10d** and **10h** against *Rhizopus* sp. exhibited one fold elevated inhibition potency whereas **10e** against *Klebsiella pneumoniae* showed twofold improved potency than Ciprofloxacin and Amphotericin B.



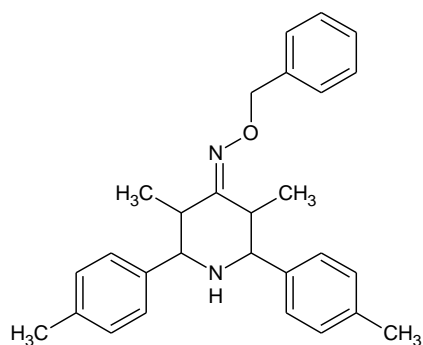
Parthiban²⁰ *et al* synthesized three series of oxime ethers viz, 2, 6-diarylpiperidin-4-one O-benzyloximes, 2, 6-diaryltetrahydropyran- 4-one O-benzyloximes and 2, 6-diaryltetrahydrothiopyran-4-one O-benzyloximes (11) and stereochemistry were established by their spectral and single crystal analysis. A SAR study had carried out for the above oxime ethers against a panel of antibacterial and antifungal

agents respectively, using Ciprofloxacin and Amphotericin B as standards.

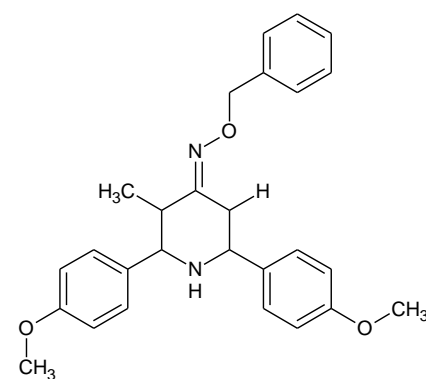
Most of the chloro/methyl/ methoxy substituted compounds exerted moderate to good activity against all the tested organisms; moreover, some compounds **11(a, b, c, d, e, f, g, h and i)** exhibited promising activity than standard drugs.



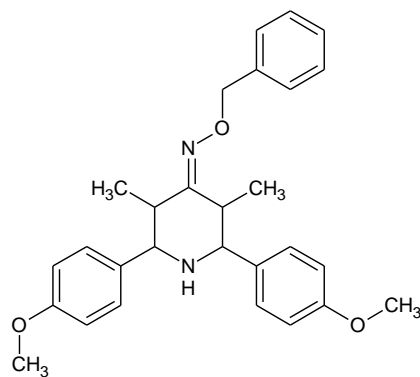
11a



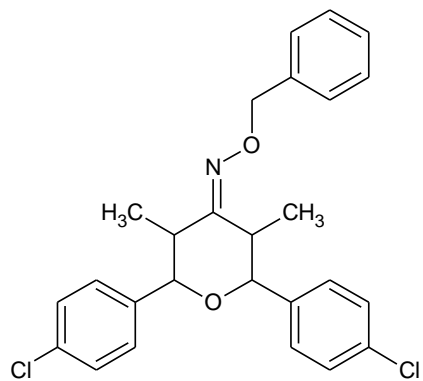
11b



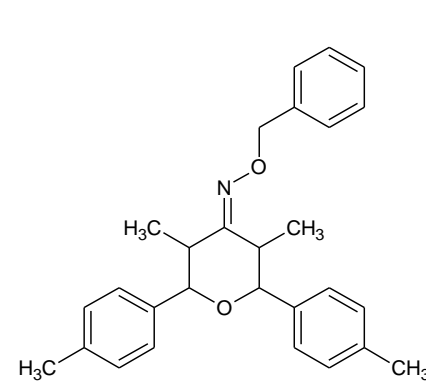
11c



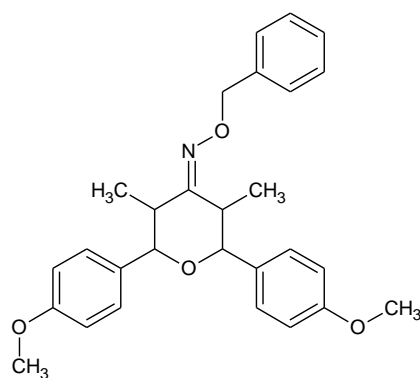
11d



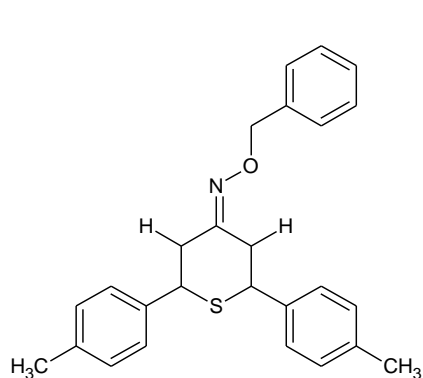
11e



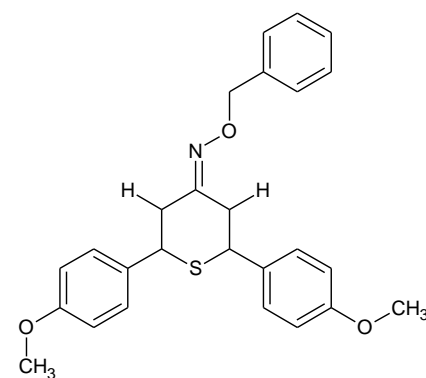
11f



11g



11h



11i

CONCLUSION

The above studies clearly mention the potentiality of piperidone moiety accompanied with other molecular fragments in ameliorating various disease conditions. Owing to its accessibility to various important biogenic residues, it has been included in many xenobiotics. The synthetic feasibility and suitable insertion into many other structural frameworks will surely prompt the researchers to synthesise a huge number of compounds considering piperidone as an effective scaffold, which may demystify various unexplored pathogenic target.

ACKNOWLEDGEMENT

All the authors are very much thankful to their respective management for the support provided by them during the making of the review.

REFERENCES

1. Subbagh EH, Abu-Zaid SM, Mahran MA, Badria FA, Al-obaid AM (2000) *J Med Chem* 43:2915-2921
2. Perumal RV, Adiraj M, Shanmugapandiyani P (2001) *Indian Drugs* 38:156-159
3. Hagenbach RE, Gysin H (1952) *Experiment* 8:184-185
4. Katritzky AR, Fan WJ (1990) *J Org Chem* 55:3205-3209
5. Ganellin CR, Spickett RGW (1965) *J. Med Chem* 8:619-625
6. Casy A, McErlane K (1972) *J Med Chem Soc* 5:726-731
7. Wichmann J, Adam G, Rover S, Cesura A, Dautzenberg F, Jenck F (1999), *Bioorg Med Chem Lett* 9:2343-2348
8. Abraham DJ (2003) *Burger's medicinal chemistry and drug discovery* 6th edn John Wiley & sons, New York
9. Barril X, Morley SD (2005) *J Med Chem* 48:4432-4443
10. Young DC (2009) *Computational drug design*. John Wiley & Sons, New York
11. Rotella DP (2004) *J Med Chem* 47(17):4111-4112
12. Weber AE (2004) *J Med Chem* 47(17):4135-4141
13. Deacon CF, Nauck MA (2000) *J Clin Endocrinol Metab* 85(10):3575-3581
14. Vilsboll T, Agerso H (2003) *J Clin Endocrinol Metab* 88(1):220-224
15. Weber AE (2004) *J Med Chem* 47(17):4135-4141
16. Aridoss G, Balasubramanian S, Parthiban P, Kabilan S (2006) *Eur J Med Chem* 41: 268-275
17. Aridoss G, Balasubramanian S, Parthiban P, Kabilan S (2007) *Eur J Med Chem* 42: 851-860
18. Das U, Alcorn J, Shrivastav A, Sharma KR, Clercq DE, Balzarini J, Dimmock RJ (2007) *Eur J Med Chem* 42:71-80
19. Jha A, Mukherjee C, Prasad KA, Parmar SV, Clercq DE, Balzarini J, Stables PJ, Manavathu KE, Shrivastav A, Sharma KR, Nienaber HK, Zello AG, Dimmock RJ (2007) *Bioorg, Med Chem* 15:5854-5865
20. Parthiban P, Aridoss G, Rathika P, Ramkumar V, Kabilan S, *Bioorg, Med Chem* 19: 2981-2985.

Received	4 th March 2015
Revised	16 th March 2015
Accepted	21 st March 2015
J. App. Pharm. Res., 3 (2); 2015: 08 – 15	